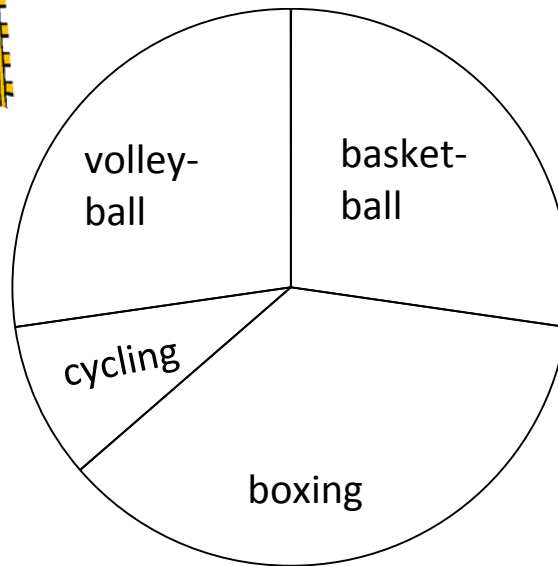



# Summer Camp Activities

A group of kids spent a week at Big Tree Summer Camp. At the end of the week, the counselors asked campers what their favorite part of camp was. The pie graph shows their responses.

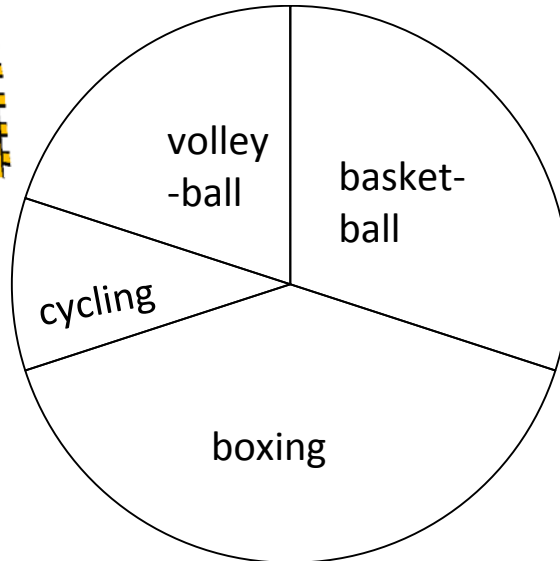



1. What activity did campers enjoy the most? 1. \_\_\_\_\_
2. What fraction of the campers choose boxing as their favorite activity? 2. \_\_\_\_\_
3. What fraction of the campers choose cycling as their favorite activity? 3. \_\_\_\_\_
4. Did more campers choose basket-ball or volley-ball as their favorite activity? 4. \_\_\_\_\_
5. Was cycling or boxing more popular with the campers? 5. \_\_\_\_\_

# ANSWER KEY

## Summer Camp Activities

A group of kids spent a week at Big Tree Summer Camp. At the end of the week, the counselors asked campers what their favorite part of camp was. The pie graph shows their responses.



1. What activity did campers enjoy the most? 1. **boxing**
2. What fraction of the campers choose boxing as their favorite activity? 2. **4/10**
3. What fraction of the campers choose cycling as their favorite activity? 3. **1/10**
4. Did more campers choose basket-ball or volley-ball as their favorite activity? 4. **Basket-ball**
5. Was cycling or boxing more popular with the campers? 5. **boxing**