

Name _____

Score: _____

Favorite Candy Pictography

Mrs. French and Mr. Miskey are planning a party for their classes. The students are asked to vote for their favorite candy flavor. The list below are the results.

Strawberry- 4

Chocolate-7


Coffee-13

Mint- 11

Caramel-2

Use the information from the list to complete the pictograph below and answer the questions.

Flavor	Number of Votes
Strawberry	
Mint	
Caramel	
Coffee	
Chocolate	

Key
 = 2 votes

1. What two flavors did the students like the least?

1. _____

2. How many students voted for mint or coffee?

2. _____

3. How many students voted for chocolate than caramel?

3. _____

4. How many votes were there in all?

4. _____

Name _____

Score: _____

Favorite Candy Pictography

Mrs. French and Mr. Miskey are planning a party for their classes. The students are asked to vote for their favorite candy flavor. The list below are the results.

Strawberry- 4






Chocolate-11


Coffee-13

Mint- 7

Caramel-2

Use the information from the list to complete the pictograph below and answer the questions.

Flavor	Number of Votes
Strawberry	
Mint	
Caramel	
Coffee	
Chocolate	

Key
 = 2 votes

1. What two flavors did the students like the least? 1. Strawberry & Caramel

2. How many students voted for mint or coffee? 2. 20

3. How many students voted for chocolate than caramel? 3. 9

4. How many votes were there in all? 4. 37