

Name _____

Score: _____


Favorite Candy Pictography

Mrs. French and Mr. Miskey are planning a party for their classes. The students are asked to vote for their favorite candy flavor. The list below are the results.

Strawberry- 13**Chocolate-9****Coffee-4****Mint- 12****Caramel-4**

Use the information from the list to complete the pictograph below and answer the questions.

Flavor	Number of Votes
Strawberry	
Mint	
Caramel	
Coffee	
Chocolate	

Key
 = 2 votes

1. What two flavors did the students like the least?

1. _____

2. How many students voted for mint or coffee?

2. _____

3. How many students voted for chocolate than caramel?

3. _____

4. How many votes were there in all?

4. _____

Name _____

Score: _____

Favorite Candy Pictography

Mrs. French and Mr. Miskey are planning a party for their classes. The students are asked to vote for their favorite candy flavor. The list below are the results.

Strawberry- 13






Chocolate- 9


Coffee-4

Mint- 12

Caramel-4

Use the information from the list to complete the pictograph below and answer the questions.

Flavor	Number of Votes
Strawberry	
Mint	
Caramel	
Coffee	
Chocolate	

Key
 = 2 votes

- | | |
|--|--------------------------------|
| 1. What two flavors did the students like the least? | 1. <u>Coffee & Caramel</u> |
| 2. How many students voted for mint or coffee? | 2. <u>16</u> |
| 3. How many students voted for chocolate than caramel? | 3. <u>5</u> |
| 4. How many votes were there in all? | 4. <u>42</u> |