

Name _____

Score: _____

Favorite Candy Pictography

Mrs. French and Mr. Miskey are planning a party for their classes. The students are asked to vote for their favorite candy flavor. The list below are the results.

Strawberry- 12

Chocolate-5


Coffee-9

Mint- 10

Caramel-3

Use the information from the list to complete the pictograph below and answer the questions.

Flavor	Number of Votes
Strawberry	
Mint	
Caramel	
Coffee	
Chocolate	

Key
 = 2 votes

1. What two flavors did the students like the least?

1. _____

2. How many students voted for mint or coffee?

2. _____

3. How many students voted for chocolate than caramel?

3. _____

4. How many votes were there in all?

4. _____

Name _____

Score: _____

Favorite Candy Pictography

Mrs. French and Mr. Miskey are planning a party for their classes. The students are asked to vote for their favorite candy flavor. The list below are the results.

Strawberry- 12






Chocolate- 5


Coffee-9

Mint- 10

Caramel-3

Use the information from the list to complete the pictograph below and answer the questions.

Flavor	Number of Votes
Strawberry	
Mint	
Caramel	
Coffee	
Chocolate	

Key
 = 2 votes

- | | |
|--|-----------------------------------|
| 1. What two flavors did the students like the least? | 1. <u>Chocolate & Caramel</u> |
| 2. How many students voted for mint or coffee? | 2. <u>19</u> |
| 3. How many students voted for chocolate than caramel? | 3. <u>2</u> |
| 4. How many votes were there in all? | 4. <u>39</u> |