

Name _____

Score: _____


Favorite Candy Pictography

Mrs. French and Mr. Miskey are planning a party for their classes. The students are asked to vote for their favorite candy flavor. The list below are the results.

Strawberry- 13**Chocolate-8****Coffee-6****Mint- 7****Caramel-4**

Use the information from the list to complete the pictograph below and answer the questions.

| Flavor | Number of Votes |
|------------|-----------------|
| Strawberry | |
| Mint | |
| Caramel | |
| Coffee | |
| Chocolate | |

| Key |
|--|
|  = 2 votes |

1. What two flavors did the students like the least?

1. _____

2. How many students voted for mint or coffee?

2. _____

3. How many students voted for chocolate than caramel?

3. _____

4. How many votes were there in all?

4. _____

Name _____




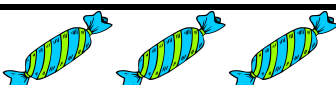

Score: _____


Favorite Candy Pictography

Mrs. French and Mr. Miskey are planning a party for their classes. The students are asked to vote for their favorite candy flavor. The list below are the results.

Strawberry- 13**Chocolate- 8****Coffee-6****Mint- 7****Caramel-4**

Use the information from the list to complete the pictograph below and answer the questions.

| Flavor | Number of Votes |
|------------|---|
| Strawberry |  |
| Mint |  |
| Caramel |  |
| Coffee |  |
| Chocolate |  |

| Key |
|--|
|  = 2 votes |

1. What two flavors did the students like the least? 1. Coffee & Caramel

2. How many students voted for mint or coffee? 2. 13

3. How many students voted for chocolate than caramel? 3. 4

4. How many votes were there in all? 4. 38