

Name _____

Score: _____

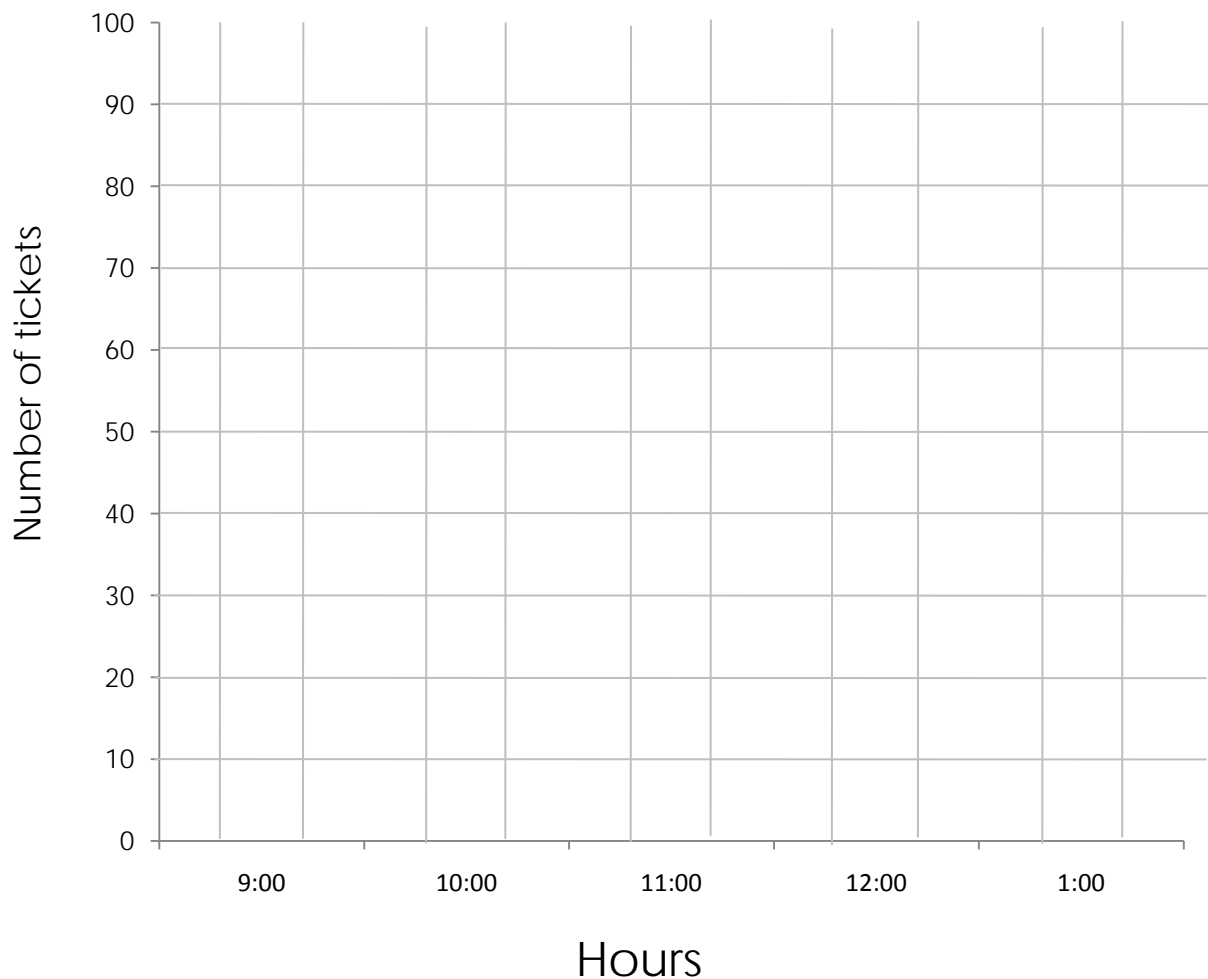
Bar Graph of Ticket Sales

Esther's school sold raffle tickets for 5 hours. The table below shows the number of tickets sold during each hour. Use the information in the table to complete the graph.

9:00	10:00	11:00	12:00	1:00
60	85	20	15	35



Esther's Hourly Raffle Ticket Sales



Name _____

Score: _____

Use the bar graph you made to answer the questions.

1. How many tickets were sold between 9:00 and 10:00? 1. _____
2. How many tickets were sold between 12:00 and 1:00? 2. _____
3. During which hour were the most tickets sold? 3. _____
4. During which hour were the fewest tickets sold? 4. _____
5. What is on the y-axis of this graph? 5. _____
6. What is on the x-axis of this graph? 6. _____
7. How many tickets were sold between 10:00 and 1:00? 7. _____
8. How many tickets were sold before noon? 8. _____
9. During which two hour period were 50 tickets sold? 9. _____
10. How many fewer tickets were sold between 11:00 and 12:00 than between 12:00 and 1:00? 10. _____


Name _____

Score: _____

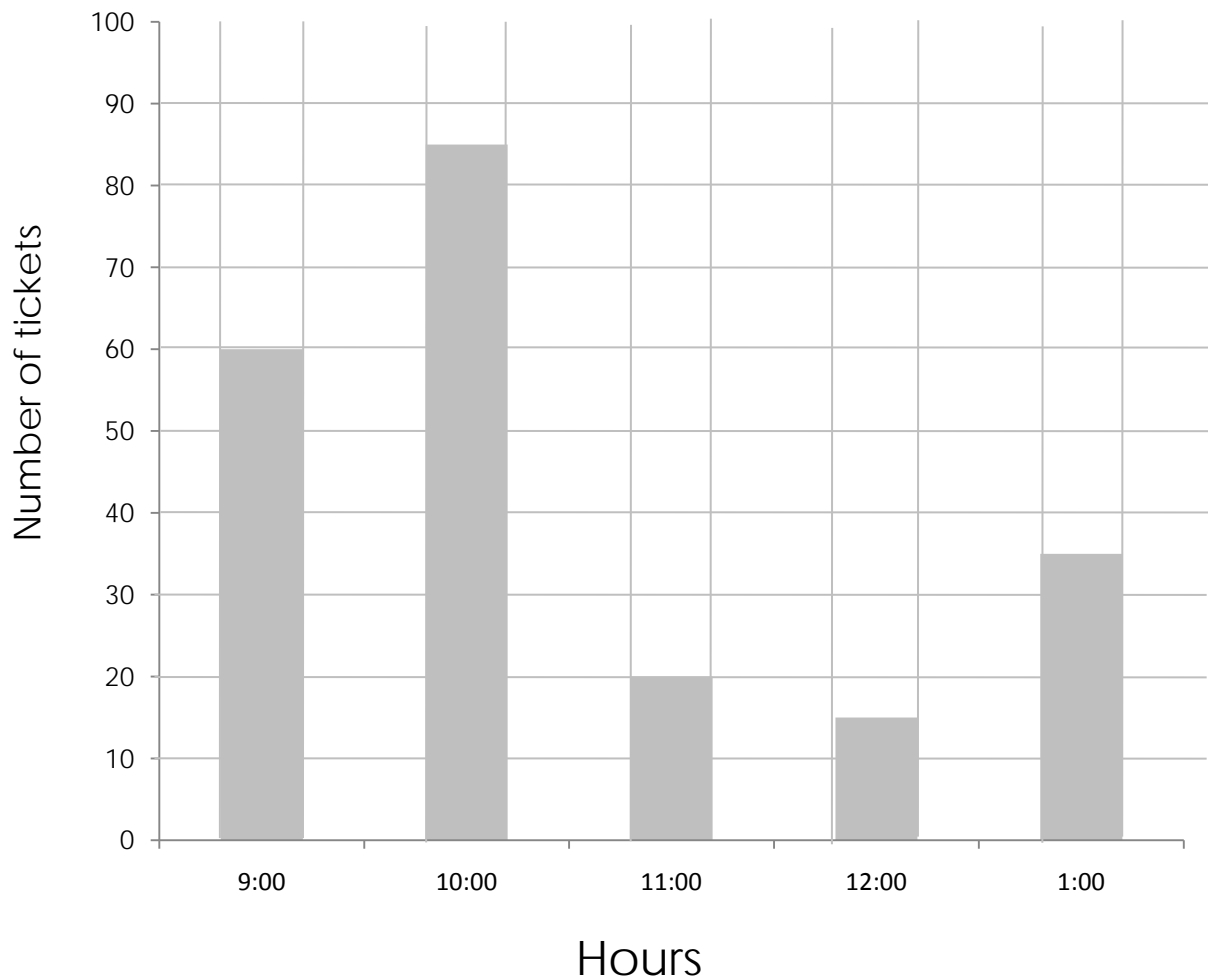
Bar Graph of Ticket Sales

Esther's school sold raffle tickets for 5 hours. The table below shows the number of tickets sold during each hour. Use the information in the table to complete the graph.

9:00	10:00	11:00	12:00	1:00
60	85	20	15	35



Esther's Hourly Raffle Ticket Sales



Name _____

Score: _____

Use the bar graph you made to answer the questions.

1. How many tickets were sold between 9:00 and 10:00? 1. 60
2. How many tickets were sold between 12:00 and 1:00? 2. 15
3. During which hour were the most tickets sold? 3. 10:00
4. During which hour were the fewest tickets sold? 4. 12:00
5. What is on the y-axis of this graph? 5. Number of tickets
6. What is on the x-axis of this graph? 6. Hours
7. How many tickets were sold between 10:00 and 1:00? 7. 120
8. How many tickets were sold before noon? 8. 165
9. During which two hour period were 50 tickets sold? 9. 12:00-1:00
10. How many fewer tickets were sold between 11:00 and 12:00 than between 12:00 and 1:00? 10. 15