
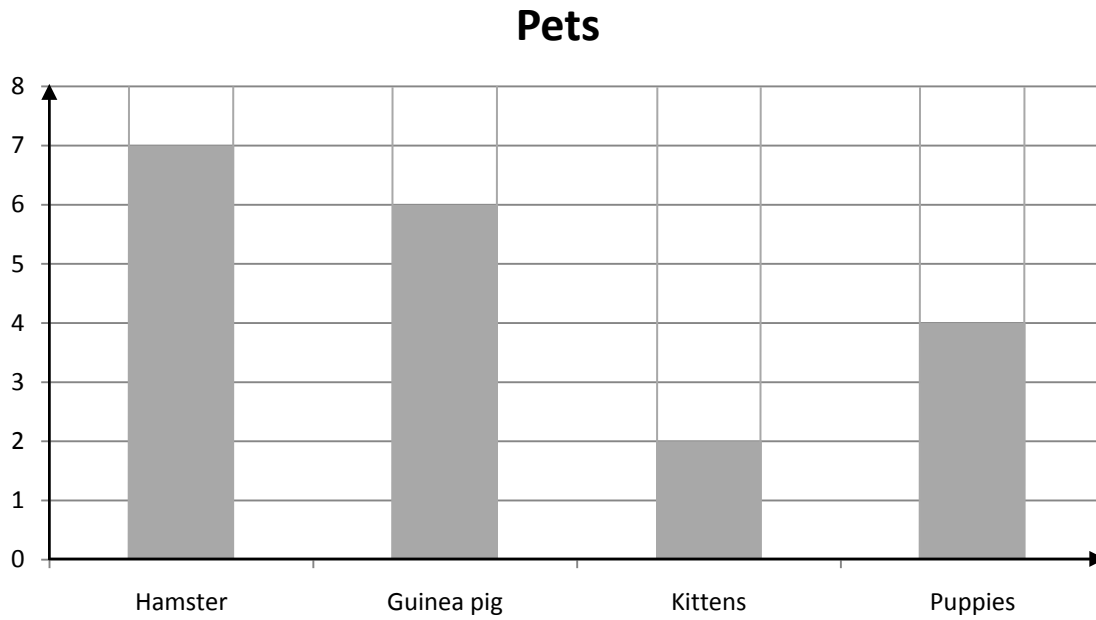


Name \_\_\_\_\_

Score: \_\_\_\_\_

## Bar Graph of Pets

This is a graph of pets that belong to the students of Miss Smith's class. Use the information from the graph to answer the questions.



1. How many kittens do the students have?

1. \_\_\_\_\_

2. How many hamsters do they have?

2. \_\_\_\_\_

3. How many puppies do they have?

3. \_\_\_\_\_

4. How many guinea pigs do they have?

4. \_\_\_\_\_

5. Do they have more kittens or hamsters?

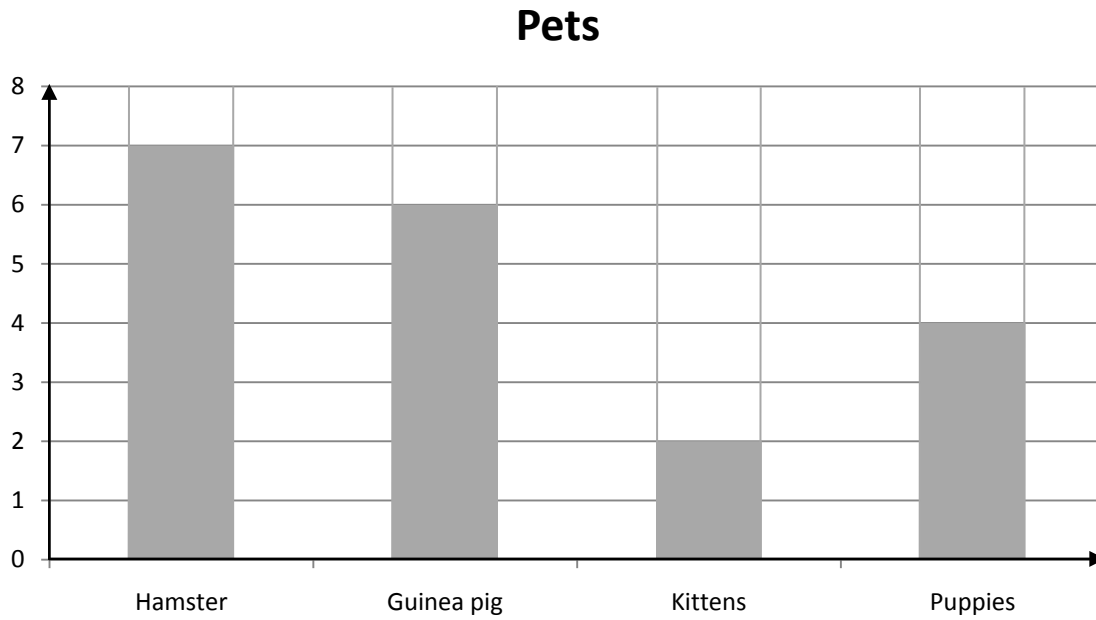
5. \_\_\_\_\_

Name \_\_\_\_\_

Score: \_\_\_\_\_

## Bar Graph of Pets

This is a graph of pets that belong to the students of Miss Smith's class. Use the information from the graph to answer the questions.



1. How many kittens do the students have? 1. 2
2. How many hamsters do they have? 2. 7
3. How many puppies do they have? 3. 4
4. How many guinea pigs do they have? 4. 6
5. Do they have more kittens or hamsters? 5. Hamsters