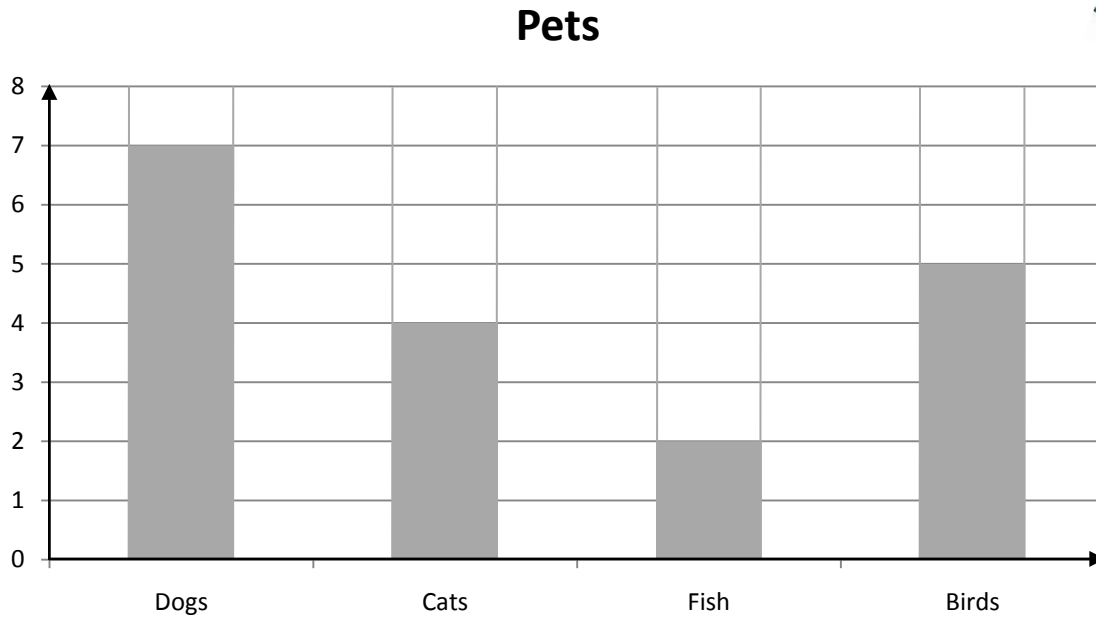


Name \_\_\_\_\_

Score: \_\_\_\_\_

## Bar Graph of Pets

This is a graph of pets that belong to the students of Miss Smith's class. Use the information from the graph to answer the questions.



1. How many dogs do the students have?

1. \_\_\_\_\_

2. How many birds do they have?

2. \_\_\_\_\_

3. How many cats do they have?

3. \_\_\_\_\_

4. How many fish do they have?

4. \_\_\_\_\_

5. Do they have more fish or cats?


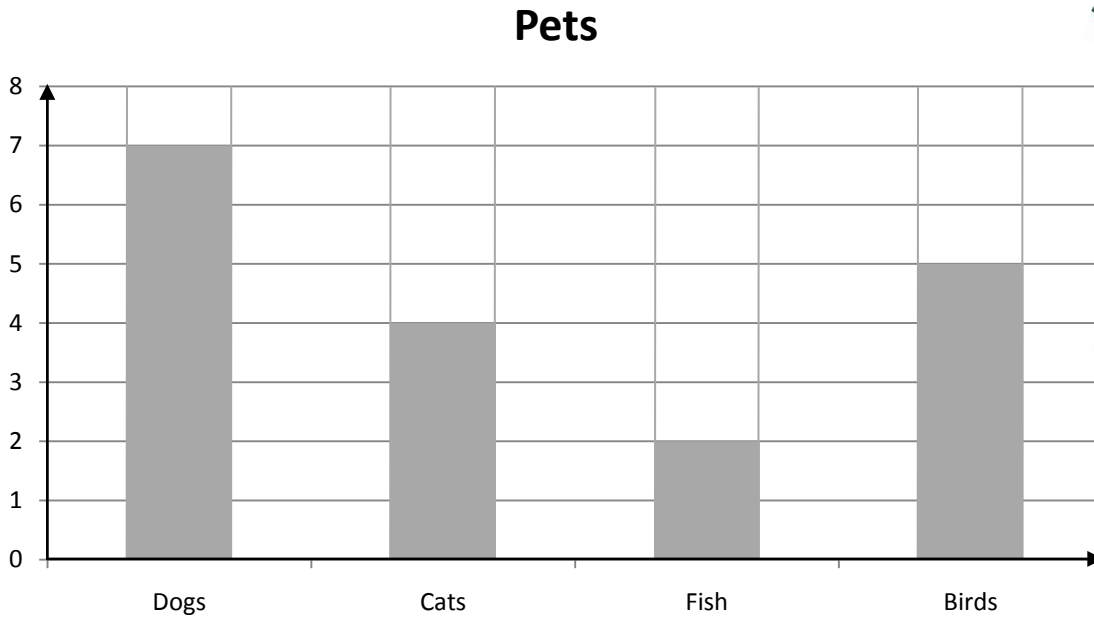
5. \_\_\_\_\_

Name \_\_\_\_\_

Score: \_\_\_\_\_

## Bar Graph of Pets

This is a graph of pets that belong to the students of Miss Smith's class. Use the information from the graph to answer the questions.



1. How many dogs do the students have?

1. 7

2. How many birds do they have?

2. 5

3. How many cats do they have?

3. 4

4. How many fish do they have?

4. 2

5. Do they have more fish or cats?

5. Cats